

Electroventile gaz cu rearmare automata 360 mbar

Electroventile gaz cu rearmare automata 360 mbar

Cod comanda EVP

Mediul de lucru:

- gaz natural
- gaz metan
- propanprindere

Conexiune filet: 1/2 la 2"

Conexiune flansa DN65 DN80 si DN100

Normal deschis (se deschide sub presiune)

Material corp: aluminiu

Presiune maxima 360mbar

Variatie temperatura: -20C la 60C

Cartus filtrant incorporat: 50 microni de la DN 65 – DN 100

Timp de inchidere sub 1 sec

Flanse PN16

Tensiune: 230V ac, 24V Ac

In cazul unei pene de curent, electrovana se inchide, iar redeschiderea ulterioara este posibila doar prin actionarea manuala a tijei de rearmare.

EVP - Automatic solenoid valve 360 mbar

Used with natural gas & lpg - Normally closed (opening with electric supply) - Aluminium body -
 Max. pressure: 360 mbar - Temperature range: -20°C/+60°C -
 Built-in filter cartridge 50 µm for DN65 to 100 - Closing time < 1 s - IP65 coil -
 BSP threaded and flanged PN16 - ATEX cat. II 3G, II 3D for zones 2 & 22.




DN	Face to face (mm)	230V AC		24V AC	
		Power VA	code	Power VA	code
1/2"	70	22	092402M	24	092412M
3/4"	70	22	092403M	24	092413M
1"	90	18	092404M	20	092414M
1"1/4	160	46	092405M	47	092415M
1"1/2	160	46	092406M	47	092416M
2"	160	46	092407M	47	092417M
* 65	290	95	092303M	88	092313M
80	310	95	092304M	98	092314M
100	350	115	092305M	107	092315M



EV-6 - Automatic solenoid valve 6 bar

According to EC 97/23 & EC 2009/142 - Normally closed - Aluminium body - 230V AC - For methane, natural gas, lpg -
 Max. pressure: 6 bar - Temperature range: -15°C/+60°C - Closing time < 1 s - IP65 coil - ATEX cat. II 3 G/D for zones 2 & 22 -
 BSP threaded & flanged PN16.



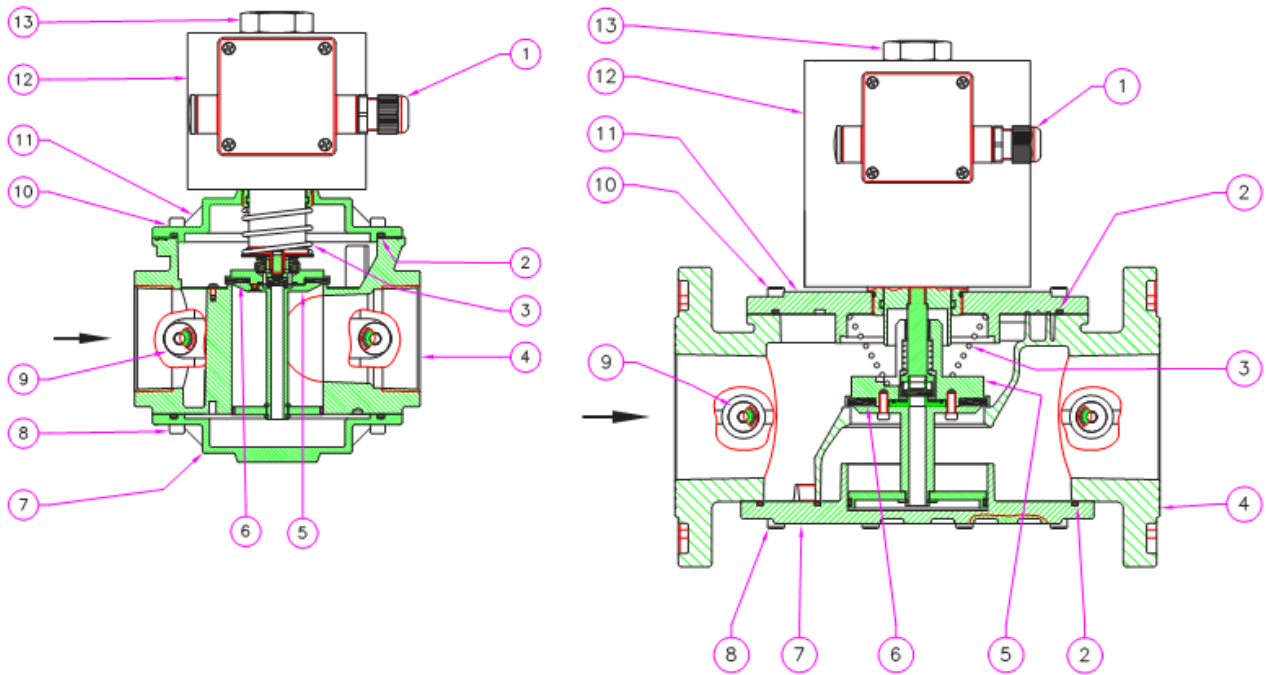
DN	Face to face (mm)	Power VA	code
1/2"	70	30	092502M
3/4"	70	30	092503M
1"	70	30	092504M
1"1/4	160	55	092505M
1"1/2	160	55	092506M
2"	160	55	092507M
65	290	105	092508M
80	310	105	092509M
100	350	124	092510M

Attacchi Filettati - Threaded Connections - Fixations filetees - Conexiones roscadas								
Foto Photo Photo Fotos	Attacchi Connections Fixations Conexiones	Voltaggio Voltage Voltage Voltaje	P. max 1 bar		P. max 3 bar		P. max 6 bar	
			Codice - Code Code - Código	Codice - Code Code - Código	Codice - Code Code - Código	Codice - Code Code - Código		
	DN 15	12 Vdc	EV02 101	EV020000 301	EV020000 301	EV020000 601		
		12 V/50 Hz	EV02 110	EV020000 310	EV020000 310	EV020000 610		
		24 Vdc	EV02 105	EV020000 305	EV020000 305	EV020000 605		
		24 V/50 Hz	EV02 103	EV020000 303	EV020000 303	EV020000 603		
		110 V/50-60 Hz	EV02 102	EV020000 302	EV020000 302	EV020000 602		
		230 V/50-60 Hz	EV02 108	EV020000 308	EV020000 308	EV020000 608		
	DN 20	12 Vdc	EV03 101	EV030000 301	EV030000 301	EV030000 601		
		12 V/50 Hz	EV03 110	EV030000 310	EV030000 310	EV030000 610		
		24 Vdc	EV03 105	EV030000 305	EV030000 305	EV030000 605		
		24 V/50 Hz	EV03 103	EV030000 303	EV030000 303	EV030000 603		
		110 V/50-60 Hz	EV03 102	EV030000 302	EV030000 302	EV030000 602		
		230 V/50-60 Hz	EV03 108	EV030000 308	EV030000 308	EV030000 608		
	DN 25	12 Vdc	EV04 101	EV040000 301	EV040000 301	EV040000 601		
		12 V/50 Hz	EV04 110	EV040000 310	EV040000 310	EV040000 610		
		24 Vdc	EV04 105	EV040000 305	EV040000 305	EV040000 605		
		24 V/50 Hz	EV04 103	EV040000 303	EV040000 303	EV040000 603		
		110 V/50-60 Hz	EV04 102	EV040000 302	EV040000 302	EV040000 602		
		230 V/50-60 Hz	EV04 108	EV040000 308	EV040000 308	EV040000 608		

Attacchi Filettati - Threaded Connections - Fixations filetees - Conexiones roscadas										
Foto Photo Photo Fotos	Attacchi Connections Fixations Conexiones	Voltaggio Voltage Voltage Voltaje	P. max 0,5 bar		P. max 1 bar		P. max 3 bar		P. max 6 bar	
			Codice - Code Code - Código	Codice - Code Code - Código	Codice - Code Code - Código	Codice - Code Code - Código	Codice - Code Code - Código			
P. max 0,5 - 1 bar  P. max 3 - 6 bar 	DN 32	24 Vdc	EV05 005	EV05 105	EV050000 305	EV050000 305	EV050000 605			
		24 V/50 Hz	EV05 003	EV05 103	EV050000 303	EV050000 303	EV050000 603			
		110 V/50-60 Hz	EV05 002	EV05 102	EV050000 302	EV050000 302	EV050000 602			
		230 V/50-60 Hz	EV05 008	EV05 108	EV050000 308	EV050000 308	EV050000 608			
	DN 40	24 Vdc	EV06 005	EV06 105	EV060000 305	EV060000 305	EV060000 605			
		24 V/50 Hz	EV06 003	EV06 103	EV060000 303	EV060000 303	EV060000 603			
		110 V/50-60 Hz	EV06 002	EV06 102	EV060000 302	EV060000 302	EV060000 602			
		230 V/50-60 Hz	EV06 008	EV06 108	EV060000 308	EV060000 308	EV060000 608			
DN 50	24 Vdc	EV07 005	EV07 105	EV070000 305	EV070000 305	EV070000 605				
	24 V/50 Hz	EV07 003	EV07 103	EV070000 303	EV070000 303	EV070000 603				
	110 V/50-60 Hz	EV07 002	EV07 102	EV070000 302	EV070000 302	EV070000 602				
	230 V/50-60 Hz	EV07 008	EV07 108	EV070000 308	EV070000 308	EV070000 608				

Attacchi Flangiati - Flanged Connections - Fixations Bridees - Conexiones de Brida

Foto Photo	Attacchi Connections	Voltaggio Voltage	P. max 0,5 bar	P. max 1 bar	P. max 3 bar	P. max 6 bar
			Codice - Code Code - Código	Codice - Code Code - Código	Codice - Code Code - Código	Codice - Code Code - Código
	DN 25	12 Vdc		EV25 101	EV250000 301	EV250000 601
		12 V/50 Hz		EV25 110	EV250000 310	EV250000 610
		24 Vdc		EV25 105	EV250000 305	EV250000 605
		24 V/50 Hz		EV25 103	EV250000 303	EV250000 603
		110 V/50-60 Hz		EV25 102	EV250000 302	EV250000 602
		230 V/50-60 Hz		EV25 108	EV250000 308	EV250000 608
	DN 32	24 Vdc	EV32 005	EV32 105	EV320000 305	EV320000 605
		24 V/50 Hz	EV32 003	EV32 103	EV320000 303	EV320000 603
		110 V/50-60 Hz	EV32 002	EV32 102	EV320000 302	EV320000 602
		230 V/50-60 Hz	EV32 008	EV32 108	EV320000 308	EV320000 608
	DN 40	24 Vdc	EV40 005	EV40 105	EV400000 305	EV400000 605
		24 V/50 Hz	EV40 003	EV40 103	EV400000 303	EV400000 603
		110 V/50-60 Hz	EV40 002	EV40 102	EV400000 302	EV400000 602
		230 V/50-60 Hz	EV40 008	EV40 108	EV400000 308	EV400000 608
	DN 50	24 Vdc	EV50 005	EV50 105	EV500000 305	EV500000 605
		24 V/50 Hz	EV50 003	EV50 103	EV500000 303	EV500000 603
		110 V/50-60 Hz	EV50 002	EV50 102	EV500000 302	EV500000 602
		230 V/50-60 Hz	EV50 008	EV50 108	EV500000 308	EV500000 608
	DN 65	24 Vdc		EV08 105	EV080000 305	EV080000 605
		24 V/50 Hz		EV08 103	EV080000 303	EV080000 603
		110 V/50-60 Hz		EV08 102	EV080000 302	EV080000 602
		230 V/50-60 Hz		EV08 108	EV080000 308	EV080000 608
	DN 80	24 Vdc		EV09 105	EV090000 305	EV090000 605
		24 V/50 Hz		EV09 103	EV090000 303	EV090000 603
		110 V/50-60 Hz		EV09 102	EV090000 302	EV090000 602
		230 V/50-60 Hz		EV09 108	EV090000 308	EV090000 608
	DN 100	24 Vdc		EV10 105	EV100000 305	EV100000 605
		24 V/50 Hz		EV10 103	EV100000 303	EV100000 603
		110 V/50-60 Hz		EV10 102	EV100000 302	EV100000 602
		230 V/50-60 Hz		EV10 108	EV100000 308	EV100000 608
	DN 125	24 Vdc		EV11 105	EV110000 305	EV110000 605
		24 V/50 Hz		EV11 103	EV110000 303	EV110000 603
		110 V/50-60 Hz		EV11 102	EV110000 302	EV110000 602
		230 V/50-60 Hz		EV11 108	EV110000 308	EV110000 608
	DN 150	24 Vdc		EV12 105	EV120000 305	EV120000 605
		24 V/50 Hz		EV12 103	EV120000 303	EV120000 603
		110 V/50-60 Hz		EV12 102	EV120000 302	EV120000 602
		230 V/50-60 Hz		EV12 108	EV120000 308	EV120000 608
	DN 200	24 Vdc		EV13 105	EV130000 305	EV130000 605
		24 V/50 Hz		EV13 103	EV130000 303	EV130000 603
		110 V/50-60 Hz		EV13 102	EV130000 302	EV130000 602
		230 V/50-60 Hz		EV13 108	EV130000 308	EV130000 608



Dimensioni di ingombro in mm Overall dimensions in mm Mesures d'encombrement en mm Dimensiones en mm						
attacchi connections fixations conexiones	P. max 1 bar			P. max 3 - 6 bar		
	A	B		A	B	
		EV	EVF		EV	EVF
DN 15	70	137	153	70	137	153
DN 20	70	137	153	70	137	153
DN 25	70	137	153	70	137	153
DN 32	160	210	226	160	258	258
DN 40	160	210	226	160	258	258
DN 50	160	210	226	160	285	285
DN 65	290	318	318	290	318	318
DN 80	310	325	325	310	325	325
DN 100	350	392	392	350	392	392
DN 125	480	570	570	480	570	570
DN 150	480	570	570	480	570	570
DN 200	600	680	680	600	680	680

Bobine e connettori per elettrovalvole EV-1 / 3 / 6
Coils and connectors for EV-1 / 3 / 6 solenoid valve
Bobines et connecteurs pour électrovannes EV-1 / 3 / 6
Bobinas y conectores para electroválvulas EV-1 / 3 / 6

Attacchi Connections Fixations Conexiones	Tensione di alimentazione Power supply voltage Tension d'alimentation Alimentación eléctrica	Codice bobina Coil code Code bobine Código bobina	Timbratura bobina Coil stamping Timbrage bobine Timbre bobina	Resistenza (Ω) Resistance (Ω) Résistance (Ω) Resistencia (Ω)	Codice connettore Connector code Code connecteur Código conector	Potenza assorbita Power absorption Puissance absorbée Potencia absorbida
DN 32 ÷ DN 50 P.max 3 - 6 bar	24 Vdc	BO-1010	24 Vdc DN 32 - 40 - 50	14,2	CN-2000	47 VA
	24 V/50 Hz	BO-1015	24 Vac DN 32 - 40 - 50	10,1	CN-2010	47 VA Energy saving 13 VA
	110 V/50 Hz	BO-1020	110 Vac DN 32 - 40 - 50	233	CN-2020	46 VA Energy saving 13 VA
	230 V/50-60 Hz	BO-1030	230 Vac DN 32 - 40 - 50	928	CN-2030	55 VA Energy saving 16 VA
DN 65 - DN 80 P.max 1 - 3 - 6 bar	24 Vdc	BO-1110	24 Vdc DN 65 - DN 80	7,1	CN-2000	88 VA
	24 V/50 Hz	BO-1115	24 Vac DN 65 - 80	4,9	CN-2010	88 VA Energy saving 24 VA
	110 V/50 Hz	BO-1120	110 Vac DN 65 - 80	113	CN-2020	97 VA Energy saving 26 VA
	230 V/50-60 Hz	BO-1130	230 Vac DN 65 - 80	450	CN-2030	105 VA Energy saving 29 VA
DN 100 ÷ DN 150 P.max 1 - 3 - 6 bar	24 Vdc	BO-1210	24 Vdc DN 100	5,9	CN-2000	107 VA
	24 V/50 Hz	BO-1215	24 Vac DN 100	4,1	CN-2010	107 VA Energy saving 29 VA
	110 V/50 Hz	BO-1220	110 Vac DN 100	93	CN-2020	115 VA Energy saving 31 VA
	230 V/50-60 Hz	BO-1230	230 Vac DN 100	372	CN-2030	124 VA Energy saving 36 VA

Pentru informatii suplimentare va stam la dispozitie.